

Playground Equipment for Beach 1 and Country Club Park (CCP) Information Tab for the Board

08/23/22

ISSUE:

The LHCC Board previously approved the removal and replacement of Beach 1 Playground equipment and installation of new Playground equipment on the open field at the CCP.

BACKGROUND:

Beach 1 Playground Equipment was evaluated as being dangerous and at its end of life. The maintenance team performed corrective actions to shore up the current equipment but determined they could not do any further repairs. The board approved replacing the entire playset.

CCP currently does not have a playset to draw the younger population in the community to the park. There is a dog park, walking trails, horseshoe pits (x2), disc golf course, and a Bocce ball court to draw LHCC's older population.

RECOMMENDATION:

Beach 1 – River Run playground design with four matching benches (see images on the next pages) – to replace existing play set along Lakeview Dr.

CCP – Blue Heron playground design with two roof tops (see images on the next pages) and a 2-bay swing set (two belt seats and two toddler seats). New playset adjacent to Country Club Park parking lot.

BUDGET:

The board previously approved a Not to Exceed (NTE) budget of \$60K for each playground set.

Beach 1 Cost - \$51,107.00

CCP Cost - \$58,471.00

SUMMARY:

Building, Grounds, and Safety Advisory (BG&SA) committee, led by Tammy Bollman, identified three potential vendors to provide a turn-key solution (ground work/leveling, installation, borders, mulch and an ADA transfer area with step). Tammy spent many hours collaborating with prospective providers, the BG&SA committee, and the LHCC General Manager.

Each vendor provided sample diagrams along with cost estimates for evaluation by the BG&SA committee. Based on proposals to achieve a turn-key/best value solution below the NTE amount and cooperation/creativity of prospective vendor(s), the committee is recommending BYO Recreational, Inc. as the best option.

The Beach 1 play set costs are to be covered by the replacement reserves funds. CCP play set funds will use undesignated funds.

PROPOSED MOTION(S) or ACTION(S):

No motion(s) or action(s) is required at this time to proceed. The BG&SA Committee has completed the evaluation and recommendation phase of the project.

SPONSOR: Darrell Melcher, LHCC VP and BG&SA Liaison

BEACH I PLAY SET RENDERING – River Run Side 1, Side 2 and Layout



LHCC - Beach 1

Signature: _____

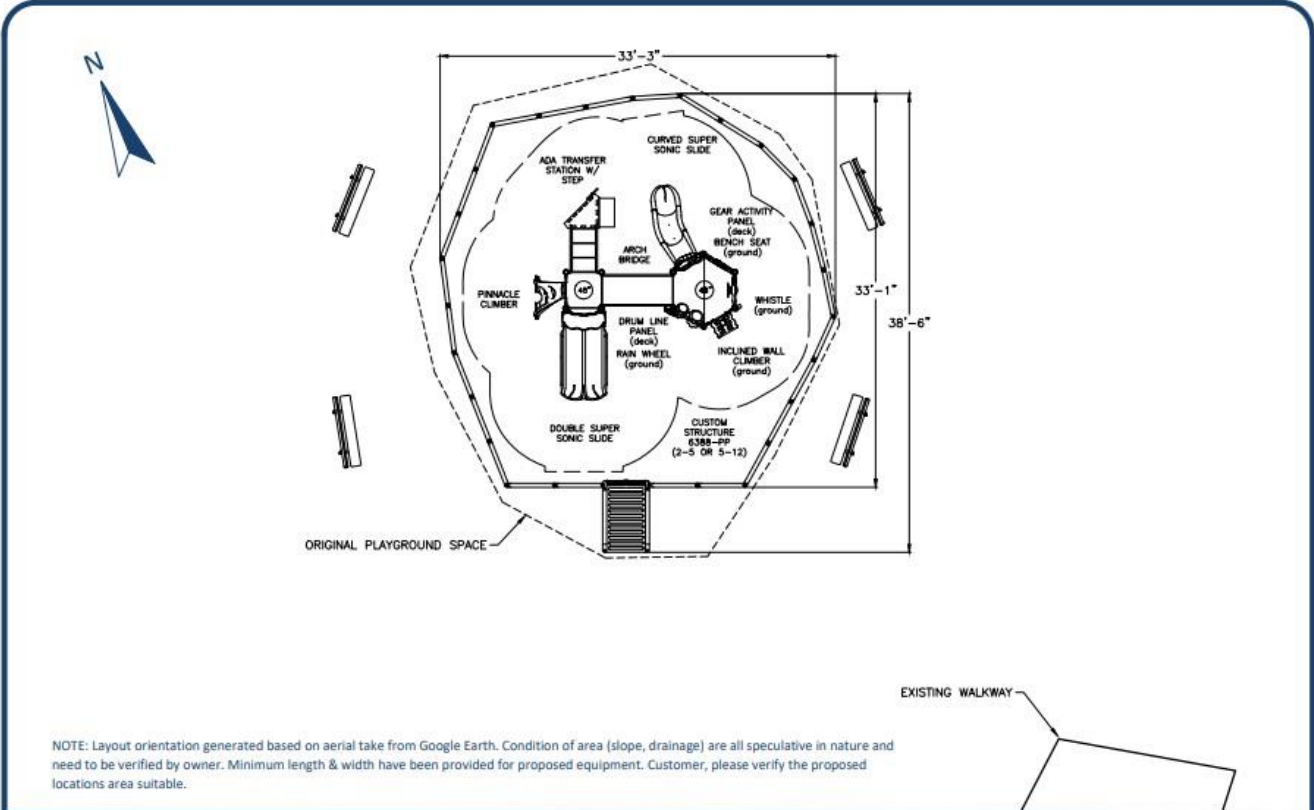
Note: Colors above are for representational purposes only. Actual colors may vary slightly.
 Custom Structure 6388-PP (Deck): Brown • Double Super Sonic Slide, Drum Line Panel, Barrier Panel, Posts: Green •
 Metal, Pinnacle Climber, Rain Wheel, Gear Panel, Inclined Wall Climber, Bench Seat: Beige • Sing Shot Slide: Green and Beige



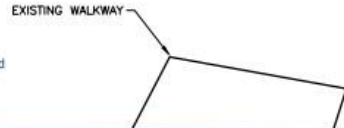
LHCC - Beach 1

Signature: _____

Note: Colors above are for representational purposes only. Actual colors may vary slightly.
 Custom Structure 6388-PP (Deck): Brown • Double Super Sonic Slide, Drum Line Panel, Barrier Panel, Posts: Green •
 Metal, Pinnacle Climber, Rain Wheel, Gear Panel, Inclined Wall Climber, Bench Seat: Beige • Sing Shot Slide: Green and Beige



NOTE: Layout orientation generated based on aerial take from Google Earth. Condition of area (slope, drainage) are all speculative in nature and need to be verified by owner. Minimum length & width have been provided for proposed equipment. Customer, please verify the proposed locations area suitable.



LHCC - Beach 1

Signature: _____

Equipment Age Range: 2-5 or 5-12
 Critical Fall Height: 48"
 User Capacity: Up to 30
 Total Play Components: 9
 Total Accessible Components: 9

- The above layout:
- COMPLIES TO ASTM
 - COMPLIES TO CPSC
 - COMPLIES TO ADA

Space Required: 33'-3" x 38'-6"
 Surfacing Area: 849 s.f.
 Surfacing Material: EWF
 Surfacing Depth Required: 12"
 Border Info: 26 & 1 ADA Ramp

Playground Area

Sheet Number

2

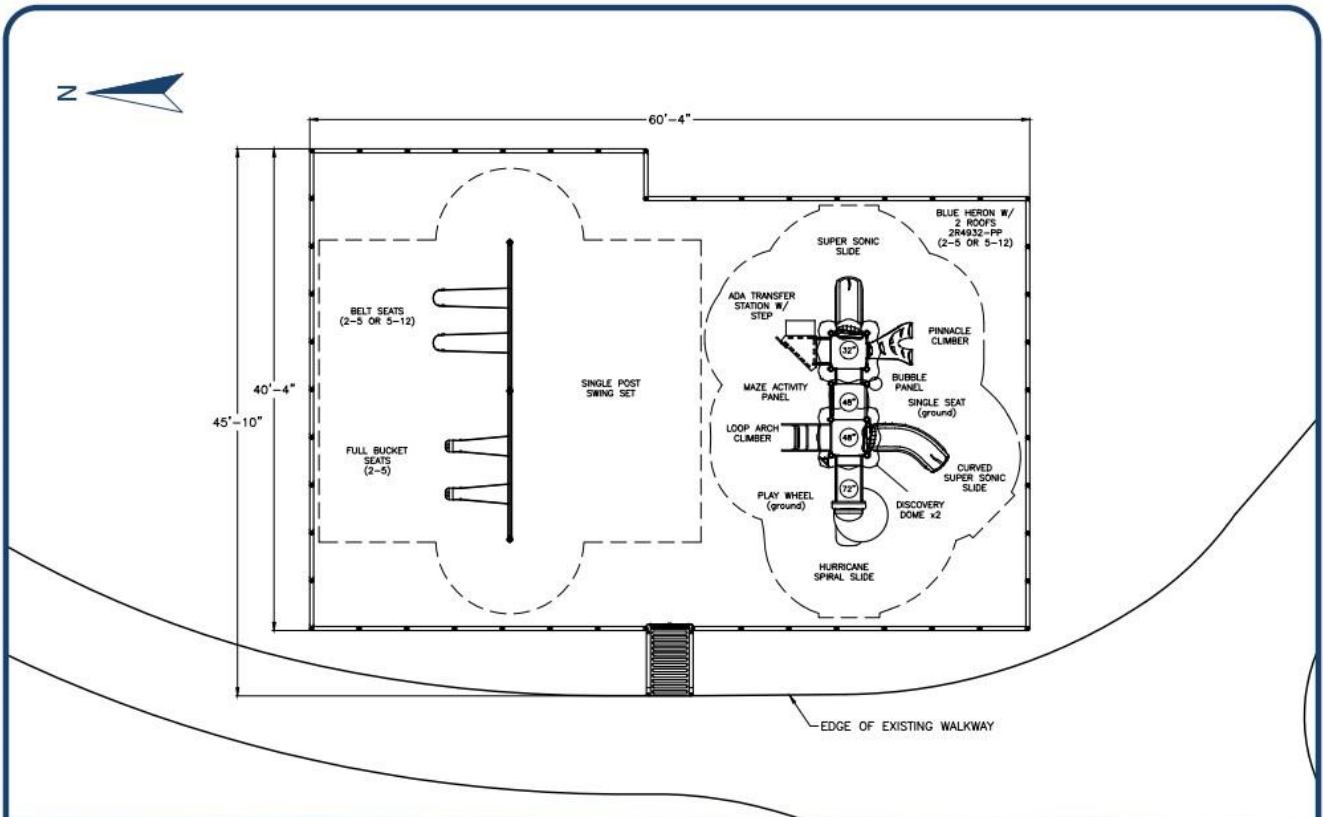
Drawn By: A. Barile
 Date: 8/10/2022
 Revision:
 Scale: 3/32" = 1'-0"
 Drawing scaling possible only when in 8.5" x 11" format



COUNTRY CLUB PARK BLUE HERON PLAY SET RENDERING – Side 1, Side 2 and Swing Sets



COUNTRY CLUB PARK BLUE HERON PLAY SET – Layout



LHCC - Country Club Park		Signature: _____		
Equipment Age Range: 2-5 or 5-12 Critical Fall Height: 96" User Capacity: Up to 39 Total Play Components: 10 Total Accessible Components: 10	The above layout:	Space Required: 60'-4" x 45'-10" Surfacing Area: 2,239 s.f. Surfacing Material: EWF Surfacing Depth Required: 12" Border Info: 49 & 1 ADA Ramp	Playground Area	
	<input checked="" type="checkbox"/> COMPLIES TO ASTM <input checked="" type="checkbox"/> COMPLIES TO CPSC <input checked="" type="checkbox"/> COMPLIES TO ADA	Sheet Number <h1 style="text-align: center;">2</h1>	Drawn By: A. Barile Date: 8/10/2022 Revision: Scale: 3/32" = 1'-0" Drawing scaling possible only when in 8.5" x 11" format	 www.BYOPlayground.com